


# How to enter in a player/sub into your team

1. Go to the specific competition you are looking to add the sub on Tennis Ireland Tournament Software
2. Go to the date of the match you want to add the sub
3. Go to the match, click the modify button

| Home - Away                    | Score | Location | Status  |
|--------------------------------|-------|----------|---|
| Mallow XD3 Red - Dromahane XD3 | 2-2   |          |  |

4. Enter submatch results

**Mallow XD3 Red - Dromahane XD3: 2-2**

Time: Sun 11/01/2026  
Draw: Tennis Munster Winter League Phase 2 2026 - XD 3 - XD3 Round Robin  
Score: 2-2  
Submatch result entered: [REDACTED]  
Team match confirmed: No

[Email all match users](#)

[Add comment](#)

**Match overview-**

Event Mallow XD3 Red - Dromahane XD3 Score

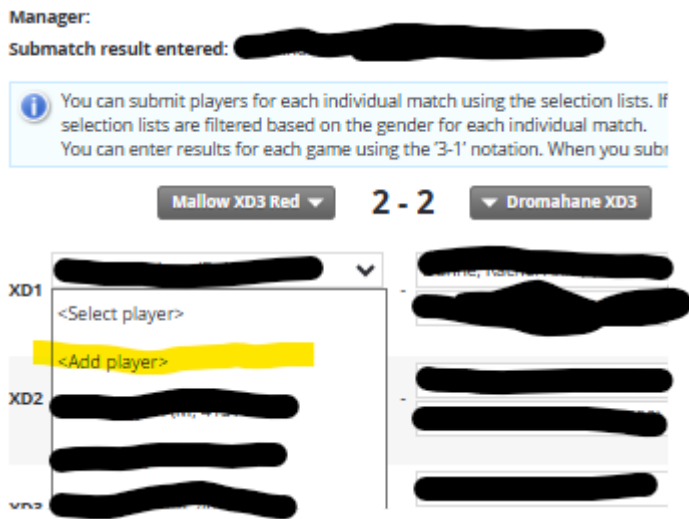
[REDACTED]

**Statistics**

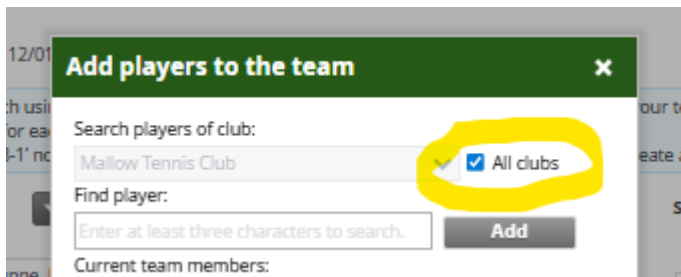
| Points     | Matches    | Sets       | Sets %     | Games      | Games %    |
|------------|------------|------------|------------|------------|------------|
| [REDACTED] | [REDACTED] | [REDACTED] | [REDACTED] | [REDACTED] | [REDACTED] |

[Reschedule match](#) [Relocate match](#) [Switch Home and Away Match](#) [Enter team result](#) [Enter submatch results](#) [Confirm results](#) [Add comment](#) [Clear submatch results](#)

5. Click the player drop down menu, then select add player



6. Please select "All clubs" when searching for the player to add



7. Enter in the player's TI number or name into the search bar, then click "Add"

The player has now been added to the team.