

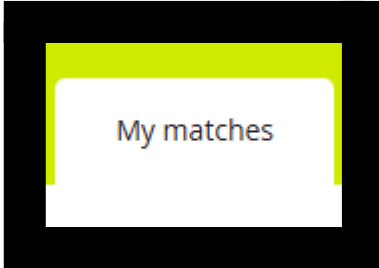
FAQ Results sheet

Who inputs the results:

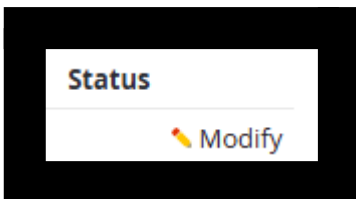
- The captain of the winning team/club is the designated person to submit the results

How to input results:

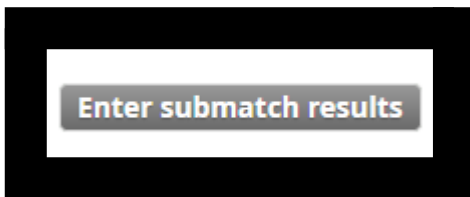
- Go to ti.tournamentsoftware.com
- Go to specific league (e.g. Winter League), then “My matches”



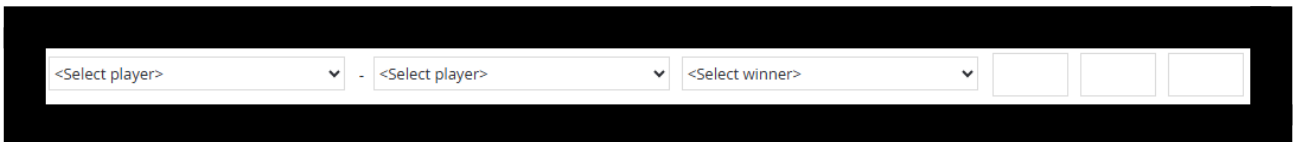
- Select the “modify” button on the **right hand side**



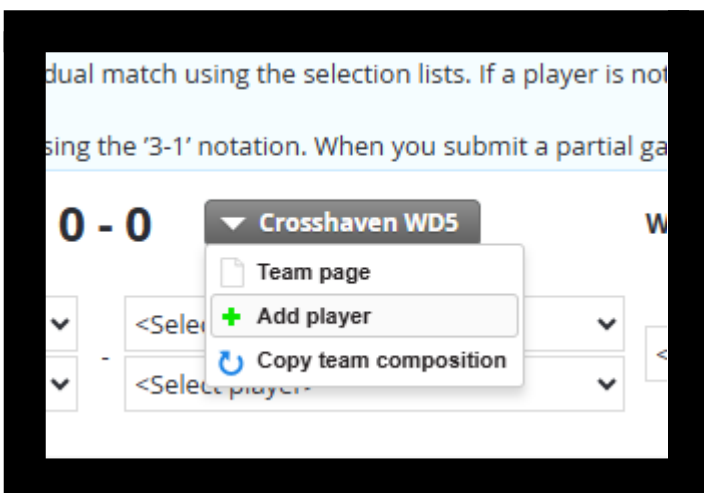
- Click the “Enter submatch results” at **bottom of screen**

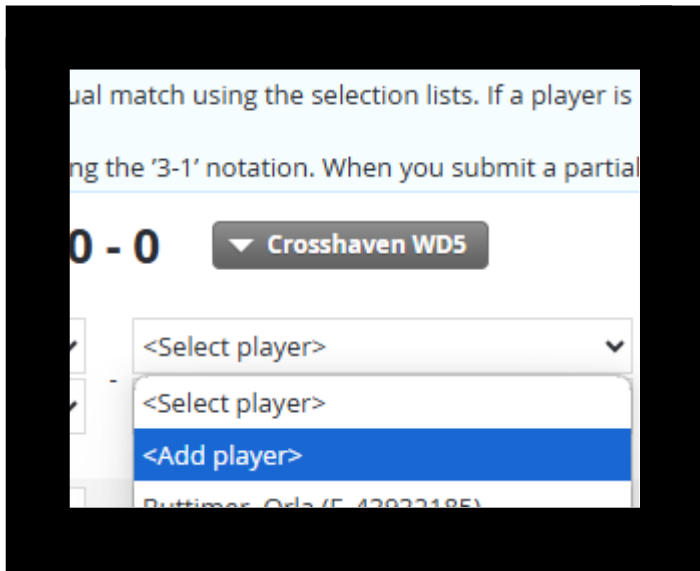


- Enter results in line with teams, so Player1 v Player2, 6-4 is **(P1) 6 v 4 (P2)**

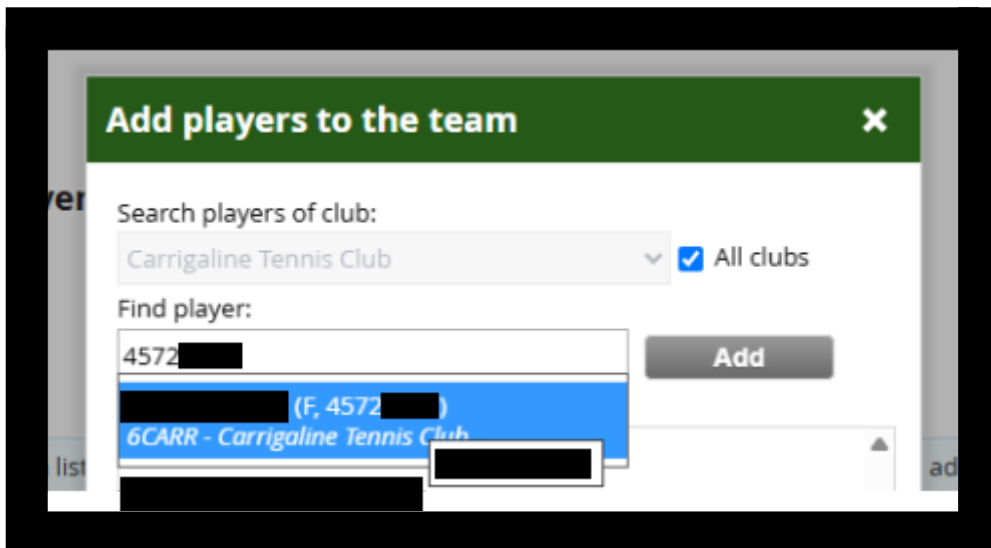


Players can be added when entering results if the player is not already listed in the team in Tournament Software. Select the dropdown menu from the team name and select ADD PLAYER or select ADD PLAYER when you go to select a player name





To add a player, enter the PIN no or the player name. If the player is or was a member of another club, tick ALL CLUBS, and enter the pin number or name.



If you're still stuck at this point then enter the player name and PIN number in the comments